



ASSOCIATION OF
UNIVERSITY
RESEARCH
PARKS

Creating Communities of Innovation

PIPSC
September, 2007

Remarks by:
Austin Beggs
President, Association of University Research
Parks &
Director, Corporate Relations, Innovation Place



ASSOCIATION OF
UNIVERSITY
RESEARCH
PARKS

Creating Communities of Innovation

PIPSC Objectives

1. To spark discussion and knowledge sharing among participants of the opportunities and means to build stronger public science in Canada.
2. To harness the energy and insights of gathered participants to develop plans of action that are realistic and timely which will lead to strengthened public science for the greater health, protection and prosperity of Canadians.



ASSOCIATION OF
UNIVERSITY
RESEARCH
PARKS

Creating Communities of Innovation

“To succeed in an ever more competitive global arena, Canada must have researchers, research facilities, research equipment, talent, and firms that are nothing short of excellent by world standards.”

Mobilizing Science & Technology to Canada’s Advantage.



ASSOCIATION OF
UNIVERSITY
RESEARCH
PARKS

Creating Communities of Innovation

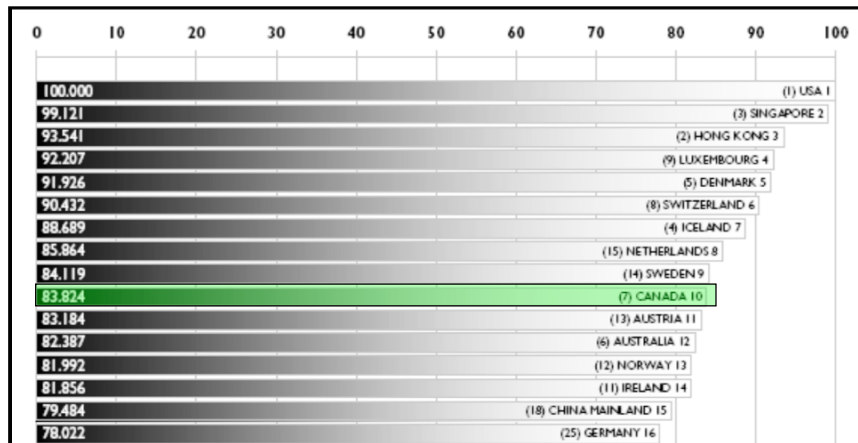
Canada’s Innovation Rating (Conference Board)

Table 2
Innovation Domain Report Card

Rank	Country	Grade
1	Switzerland	A
2	Sweden	B
3	Finland	B
4	United States	B
5	Germany	B
6	Netherlands	C
7	United Kingdom	C
8	Belgium	C
9	Denmark	C
10	Ireland	C
11	Japan	C
12	Austria	D
13	France	D
14	Canada	D
15	Norway	D
16	Australia	D
17	Italy	D

Source: The Conference Board of Canada.

World Competitiveness Ranking (07)



IMD Comments

- Of the 55 countries followed by the Institute for Management Development, the U.S. still ranks No. 1 in 2007, closely followed by Singapore and Hong Kong.
- China, Russia, India, the Slovak Republic, Estonia, Sweden, Austria, Australia, Denmark, Switzerland, and Hong Kong have displayed a strong improvement in their competitiveness performance in recent years.
- This does not imply that all of these nations are already at the top of the competitiveness league. However, they are catching up quickly.
- On the other hand, Indonesia, Italy, Argentina, Brazil, Turkey, the Philippines and France have tended to lose ground compared to the top league. Despite some real and specific competitive advantages, these nations, will sooner or later lose their standing in the world competitiveness if they do not improve their overall performance.

World Competitiveness Rankings

Country	2007	2006	2000	1990	1980
USA	1	1	1	3	2
Sweden	9	14	14	-	-
Canada	10	7	8	1	-
Australia	12	6	11	-	-
Germany	16	26	13	4	4
Taiwan	18	18	17	-	-
U.K.	20	21	15	-	-
France	28	35	22	-	-
Japan	24	17	21	1	1
Korea	29	38	29	-	-
China	15*	19	24	-	-

Source: Institute for Management Development, Switzerland

Global Competitiveness Index 06-07 World Economic Forum

Rank	Country/Economy	1	7	Score
1	Switzerland			5.81
2	Finland			5.76
3	Sweden			5.74
4	Denmark			5.70
5	Singapore			5.63
6	United States			5.61
7	Japan			5.60
8	Germany			5.58
9	Netherlands			5.56
10	United Kingdom			5.54
11	Hong Kong SAR			5.46
12	Norway			5.42
13	Taiwan, China			5.41
14	Iceland			5.40
15	Israel			5.38
16	Canada			5.37



ASSOCIATION OF
UNIVERSITY
RESEARCH
PARKS

Creating Communities of Innovation

Networked Readiness Index

06 -07

World Economic Forum

Rank	Country/ Economy	Score
1	Denmark	5.71
2	Sweden	5.66
3	Singapore	5.60
4	Finland	5.59
5	Switzerland	5.58
6	Netherlands	5.54
7	United States	5.54
8	Iceland	5.50
9	United Kingdom	5.45
10	Norway	5.42
11	Canada	5.35
12	Hong Kong SAR	5.35
13	Taiwan, China	5.28
14	Japan	5.27
15	Australia	5.24



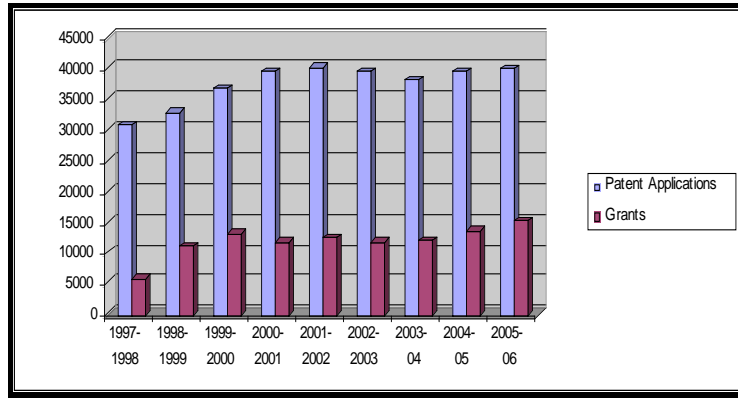
ASSOCIATION OF
UNIVERSITY
RESEARCH
PARKS

Creating Communities of Innovation

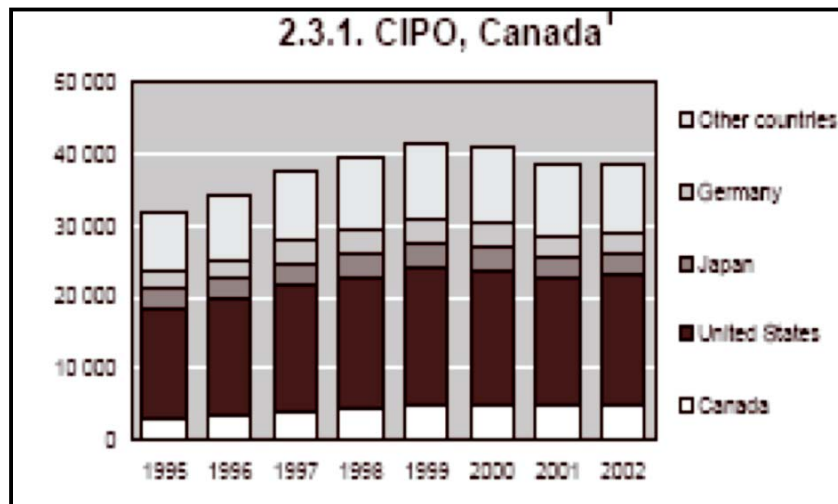
OECD

- Canada is between 13th and 15th in the last 5 years in GERD to GDP ratio.

Canada Patents



Canada Patents

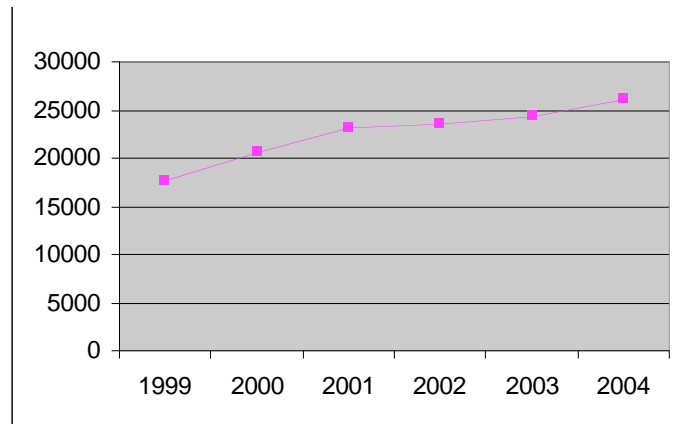




ASSOCIATION OF
UNIVERSITY
RESEARCH
PARKS

Creating Communities of Innovation

Canada R & D Expenditures



ASSOCIATION OF
UNIVERSITY
RESEARCH
PARKS

Creating Communities of Innovation

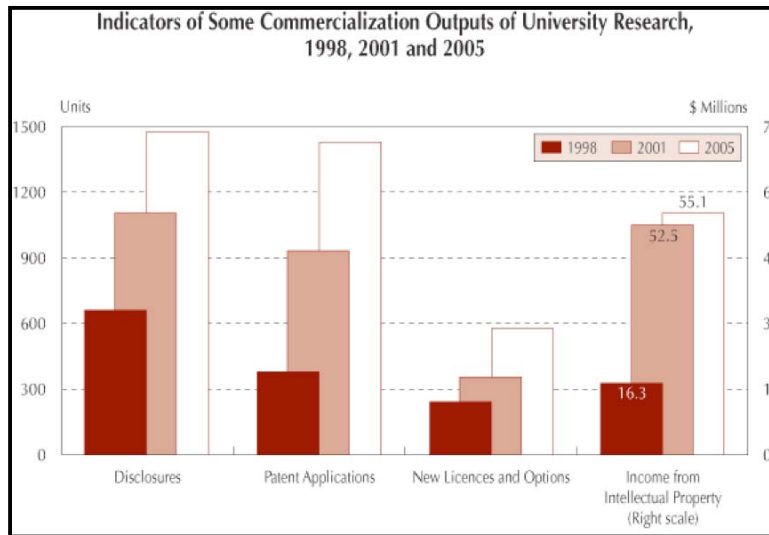
R & D Expenditures 99 – 04

<http://www40.statcan.ca/101/cst01/scte03.htm>

Year	Amount \$Millions	% Change from previous
1999	17,637	
2000	20,580	17%
2001	23,169	13%
2002	23,539	2%
2003	24,337	3%
2004	26,003	7%
Total change from '99 to '04	8366	47%

University Research

Statistics Canada, *Innovation Analysis Bulletin*, several years and CANSIM table 358-0025



Why is Canada Lagging in Global Rankings?

- Not focused on fostering start ups
- Venture capital is focused on later stage organizations – little early stage or startup funding.
- Intellectual property policies are set by university -- not national strategy.
- In general Canada is project focused, not outcome focused.



ASSOCIATION OF
UNIVERSITY
RESEARCH
PARKS

Creating Communities of Innovation

Solutions

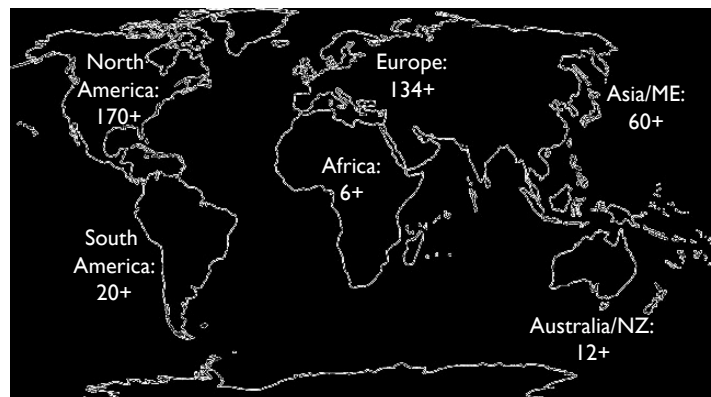
- Enhance R & D spending to be focused on outcomes
- Enhance start up funding & support
 - IRAP
 - NRC's Partnership program
 - AAFC MIF
 - Research parks
- Leverage sectoral strengths -- not just specific centres.
- Build to the goal of global success, not mediocrity.
- Differentiate, don't just imitate.



ASSOCIATION OF
UNIVERSITY
RESEARCH
PARKS

Creating Communities of Innovation

Global Context of Research Parks





ASSOCIATION OF
UNIVERSITY
RESEARCH
PARKS

Creating Communities of Innovation

Research Parks Enhance Competitiveness

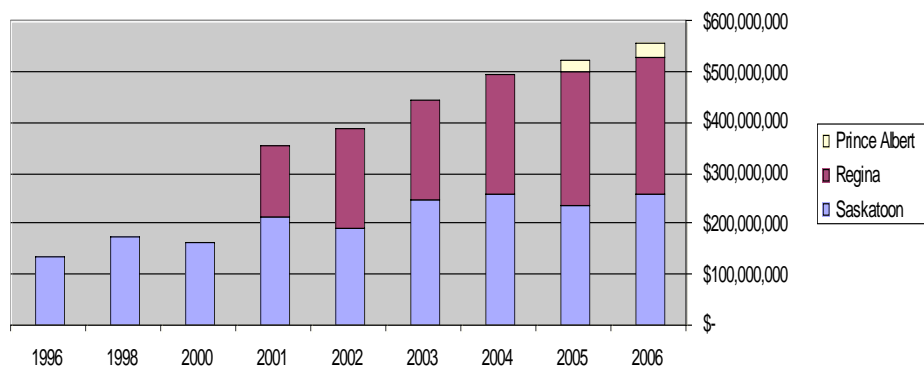
- By companies becoming part of a cluster of capability
- By assisting companies to be more efficient and effective
- By providing access to specialized facilities & services that they could not otherwise afford
- By facilitating access to Universities



ASSOCIATION OF
UNIVERSITY
RESEARCH
PARKS

Creating Communities of Innovation

Economic Impact - Innovation Place





ASSOCIATION OF
UNIVERSITY
RESEARCH
PARKS

Creating Communities of Innovation

Impact of Research Parks

- AURP North America numbers
 - 350,000 people
 - \$31 billion contributed annually
- AURP Canada
 - 39,000 people
 - \$3.86 billion contributed annually



ASSOCIATION OF
UNIVERSITY
RESEARCH
PARKS

Creating Communities of Innovation

Research Parks

- The cost of construction is high
- Many R&D companies cannot afford rental rates caused by high construction costs
- Research parks can assist by making specialized facilities and services available on a commonly accessible basis
- Parks should therefore have access to funding to support their growth and the Canadian economy.
- Canada needs a “CFI like” program for Research Parks.



**ASSOCIATION OF
UNIVERSITY
RESEARCH
PARKS**

Creating Communities of Innovation